



# Calculation Policy

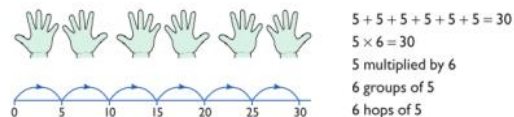
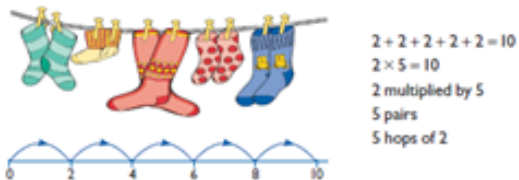
## Multiplication – Years 1-3



**Obj** **Gui** **Year 1**

Understand multiplication is related to doubling and combining groups of the same size (repeated addition)

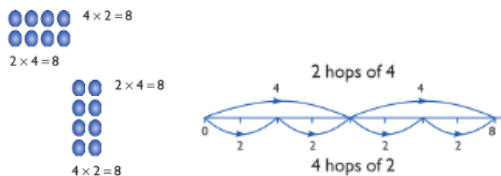
Washing line, and other practical resources for counting. Concrete objects. Numicon; bundles of straws, bead strings



Problem solving with concrete objects (including money and measures)

Use cuisenaire and bar method to develop the vocabulary relating to 'times' – Pick up five, 4 times

Use arrays to understand multiplication can be done in any order (commutative)



**Ex**

**Obj** **Gui** **Year 2**

Expressing multiplication as a number sentence using x Using understanding of the inverse and practical resources to solve missing number problems.

$$7 \times 2 = \square \quad \square = 2 \times 7$$

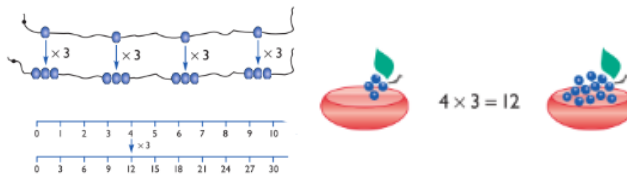
$$7 \times \square = 14 \quad 14 = \square \times 7$$

$$\square \times 2 = 14 \quad 14 = 2 \times \square$$

$$\square \times \bigcirc = 14 \quad 14 = \square \times \bigcirc$$

Develop understanding of multiplication using array and number lines (see Year 1). Include multiplications not in the 2, 5 or 10 times tables.

Begin to develop understanding of multiplication as scaling (3 times bigger/taller)

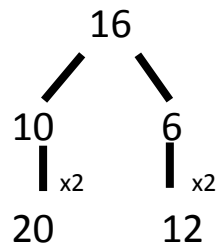


Doubling numbers up to 10 + 10 Link with understanding scaling Using known doubles to work out double 2d numbers (double 15 = double 10 + double 5)



**Towards written methods**

Use jottings to develop an understanding of doubling two digit numbers.



**Vid** **Ex**

**Obj** **Gui** **Year 3** **Vid** **Ex**

Missing number problems Continue with a range of equations as in Year 2 but with appropriate numbers.

**Mental methods**

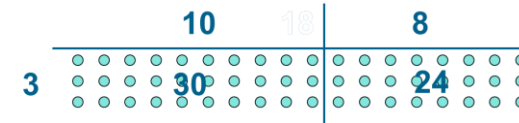
Doubling 2 digit numbers using partitioning

Demonstrating multiplication on a number line – jumping in larger groups of amounts


$$13 \times 4 = 10 \text{ groups } 4 + 3 \text{ groups of } 4$$

**Written methods (progressing to 2d x 1d)**

Developing written methods using understanding of visual images



Develop onto the grid method



Give children opportunities for children to explore this and deepen understanding using Dienes apparatus and place value counters

## Year 1 objectives

### Statutory requirements

Pupils should be taught to:

- solve one-step problems involving multiplication and division, by calculating the answer using concrete objects, pictorial representations and arrays with the support of the teacher.

## Year 1 guidance

### Notes and guidance (non-statutory)

Through grouping and sharing small quantities, pupils begin to understand: multiplication and division; doubling numbers and quantities; and finding simple fractions of objects, numbers and quantities.

They make connections between arrays, number patterns, and counting in twos, fives and tens.



## Year 2 objectives

### Statutory requirements

Pupils should be taught to:

- recall and use multiplication and division facts for the 2, 5 and 10 multiplication tables, including recognising odd and even numbers
- calculate mathematical statements for multiplication and division within the multiplication tables and write them using the multiplication ( $\times$ ), division ( $\div$ ) and equals ( $=$ ) signs
- show that multiplication of two numbers can be done in any order (commutative) and division of one number by another cannot
- solve problems involving multiplication and division, using materials, arrays, repeated addition, mental methods, and multiplication and division facts, including problems in contexts.

## Year 2 guidance

### Notes and guidance (non-statutory)

Pupils use a variety of language to describe multiplication and division.

Pupils are introduced to the multiplication tables. They practise to become fluent in the 2, 5 and 10 multiplication tables and connect them to each other. They connect the 10 multiplication table to place value, and the 5 multiplication table to the divisions on the clock face. They begin to use other multiplication tables and recall multiplication facts, including using related division facts to perform written and mental calculations.

Pupils work with a range of materials and contexts in which multiplication and division relate to grouping and sharing discrete and continuous quantities, to arrays and to repeated addition. They begin to relate these to fractions and measures (for example,  $40 \div 2 = 20$ , 20 is a half of 40). They use commutativity and inverse relations to develop multiplicative reasoning (for example,  $4 \times 5 = 20$  and  $20 \div 5 = 4$ ).



## Year 3 objectives

### Statutory requirements

Pupils should be taught to:

- recall and use multiplication and division facts for the 3, 4 and 8 multiplication tables
- write and calculate mathematical statements for multiplication and division using the multiplication tables that they know, including for two-digit numbers times one-digit numbers, using mental and progressing to formal written methods
- solve problems, including missing number problems, involving multiplication and division, including positive integer scaling problems and correspondence problems in which  $n$  objects are connected to  $m$  objects.



## Year 3 guidance

### Notes and guidance (non-statutory)

Pupils continue to practise their mental recall of multiplication tables when they are calculating mathematical statements in order to improve fluency. Through doubling, they connect the 2, 4 and 8 multiplication tables.

Pupils develop efficient mental methods, for example, using commutativity and associativity (for example,  $4 \times 12 \times 5 = 4 \times 5 \times 12 = 20 \times 12 = 240$ ) and multiplication and division facts (for example, using  $3 \times 2 = 6$ ,  $6 \div 3 = 2$  and  $2 = 6 \div 3$ ) to derive related facts (for example,  $30 \times 2 = 60$ ,  $60 \div 3 = 20$  and  $20 = 60 \div 3$ ).

Pupils develop reliable written methods for multiplication and division, starting with calculations of two-digit numbers by one-digit numbers and progressing to the formal written methods of short multiplication and division.

Pupils solve simple problems in contexts, deciding which of the four operations to use and why. These include measuring and scaling contexts, (for example, four times as high, eight times as long etc.) and correspondence problems in which  $m$  objects are connected to  $n$  objects (for example, 3 hats and 4 coats, how many different outfits?; 12 sweets shared equally between 4 children; 4 cakes shared equally between 8 children).

